



()

“ ” “ ” “

”

294400000

10

1.2

0



" "

20%

"

"

"

"

1-2

2020

2020


" "

3



2020

2020



/



HELLA		“ ”	1899		
		40	100		
BOSCH		“ ”	1886		
		2019	500	77	
TECHNICOLOR		“ ”	1893		
SHARP		“ ”	1912		
		2016			
SONY		“ ”	1947		
		2019	500	116	
PANASONIC		“ ”	1918		
		2019	500	131	
KONICA MINOLTA		“ ”	1936		
		OA			
JABIL		“ ”	1966		
		“COMPAL ELECTRONICS”	1984		
			2019	500	390
		“KINPO”	1973		
SAGEMCOM		“ ”			
ARRIS		“ ”			
		2019	COMMSCOPE		
COMMSCOPE		“ ”	1976		Hickory
		2016	“ARRIS”,		
PEGATRON		“ ”,			
		2019	500	259	
					()
		0.02		0.05	



5G		5th generation mobile networks 5th generation wireless systems 5th-Generation 5G 5G 5G
BDU		Battery Disconnect Unit ,
BMS		BATTERY MANAGEMENT SYSTEM
CAD		“Computer Aided Design”
MES		“Manufacturing Execution System”
		“ ”
		“ ”



4





0

	128 6

	13		2018.9.26-2020.12.31

	2019	2018			2017	
	1,023,462,841.82	1,017,902,424 .35	1,017,902,424.35	0.55%	878,004,478.21	878,004,478.21
	138,271,078.99	109,699,907.1 5	109,699,907.15			



2019

/	0.47	0.73	0.460	2.17%	0.61	0.370
	15.91%	22.23%	22.23%	-6.32%	24.32%	24.32%
	2019			2018		2017
	1,149,228,542.44	1,067,116,328.64	1,067,116,328.64	7.69%	629,493,492.75	629,493,492.75

I 'S4354'S'4

Q53

Q53

• 2€D

[X001100X]


Ct

5350

X



	2019	2018	2017
	-97,562.31	-1,497,745.93	40,804.86
	17,936,494.31	4,979,593.36	3,843,526.42
	293,857.22		8,317.80



19




90

5




16

68

1





3		OA	
		TUNER	
			

(COMMSCOPE)

TECHNICOLOR

SAGEMCOM

PANASONIC

—

SHARP

HELLA

BOSCH

ALPS Mitsubishi

KONICAMINOLTA

SONY

SAMSUNG

LG ABB



“ ”

					2014
	1,000	2017		1,160	3.11%
2018	1,200		2017		2,663.42
	2.31% 2018	2,753		2025	4.0

3

	2018	2018	
	2019		10 6
	110,400,000.00		294,400,000.00
	110,400,000.00		
2019	18,260.46	2018	15,660.45
16.60%			
2019	4,726.91 5	2018	2,712.01
70`			74.30%



		2000				2019	14.99%	
CPTS	2019	499.74				2019 205.79 17.22	2.66%	

3 0

CCC)2019 50.50 95.57 78.36 33.29

2017 38.92 33.29 2019

- 2019 1 79

2017 27.65% 2018 27.84% 2019 28.57%

140 51

4

16 68

51 23.73%

5

“ ”

7-10

18-25

6



2019

5G

5G

5G

5G

CPE

WIFI

AR/VR

3

2019

2019

13,827.11

26.04%

“ ”

2019

8,492.52

61.86%

4

2019

44,356.24

, 4.69%

20,505.66

4.3%

24,128.31

18.24%

5

2019

CPTS

BATAM

2019 1

4

5 24

500

2019

2020





4

3

2019		2018		
1,023,462,841.82	100%	1,017,902,424.35	100%	0.55%
443,562,436.28	43.34%	423,671,794.40	41.62%	4.69%
205,056,611.03	20.04%	196,602,612.00	19.31%	4.30%



2019

48,635,539.08	44,278,897.35	8.96%	-2.83%	-1.60%	-1.14%
---------------	---------------	-------	--------	--------	--------

406,



5

			2019	2018	
			1,159.96	1,373.1	-15.52%
			1,146.71	1,372.28	-16.44%
			50.77	64.02	-20.69%
			17,860.3	21,213.63	-15.81%
			16,820.53	21,690.22	-22.45%
			5,722.43	6,762.2	-15.38%
			53,167.55	64,780.73	-17.93%
			53,359.62	63,613.89	-16.12%
			4,285.07	4,093	4.69%
			2,976.44	2,970.41	0.20%
			2,714.28	3,120.2	-13.01%
			53.54	315.7	-83.04%
			1,582	1,270	24.57%
			1,503	1,271	18.25%
			161	240	-32.92%

30%

2019

6,700.92

2019

/ /

30%

2019 年 1-9 月

53.54

2018



2019

		15,944,850.80	2.18%	16,160,217.30	2.20%	-1.33%
		10,434,410.31	1.43%	6,204,546.49	0.84%	68.17%
		61,466,105.33	8.41%	40,336,620.18	5.49%	52.38%

8

1.

		2019 3	67,161,006.10	100.00%

2.

		2019 5	38,950,755.69	4,108,944.96

9

:

		526,705,627.64
		51.46%
		0.00%

5

1		183,036,692.49	17.88%
2		124,287,828.20	12.14%
3		99,070,827.51	9.68%
4		65,814,286.79	6.43%
5		54,495,992.65	5.32%
	--	526,705,627.64	51.46%

		76,444,375.75
--	--	---------------



		16.19%
		0.00%

5

1		19,033,033.27	4.03%
2		15,505,657.35	3.28%
3		15,052,580.08	3.19%
4		13,097,352.89	2.77%
5		13,755,752.16	2.91%
	--	76,444,375.75	16.19%

5

	2019	2018		
	46,433,681.50	47,105,148.73	-1.43%	
	62,915,803.23	66,901,962.90	-5.96%	
	-18,346,286.58	-9,090,617.90	101.82%	1435 743
	53,320,921.19	43,094,297.26	23.73%	

6

2019

,

BDU

OTT







1		-55,354,213.63	297,901,561.18	-118.58%
		148,062,312.26	14,958,135.23	889.84%

F2+X => æ ñQ%oD•

1		162.19%		
2		85.72%		
3	2018	253.92%	3.48	
	2019 1		1.90	1.58
		5.06		
4		10.55%		
5		55.76%		
6		180.39%		
7	2019	100%		
8		73.86%		



	2,150,601.01	1.36%
	379,695.40	0.24%
	16,182,665.30	10.25%

2019

1000			C39	62,034,754.73	62,034,754.73		40.00%	38,141,200.00	0.00	2019	2018-11-16	2018-02-2
RFTUNER												
1000										2020-3		
	--	--	--	62,034,754.73	62,034,754.73	--	--	38,141,200.00	0.00	--	--	--

6

	4,000,000.00	525,900.00	0.00	189,700,000.00	163,200,000.00	0.00	0.00	31,025,900.00	
	4,000,000.00	525,900.00	0.00	189,700,000.00	163,200,000.00				



2018	IPO	39,739.65	7,918.53	12,122.61	7,041.3	13,760.1	34.63%	27,617.02		0		
	--	39,739.65	7,918.53	12,122.61	7,041.3	13,760.1	34.63%	27,617.02	--	0		
2018 9 27												
2018 9 27												
2019 2 1												
2019												
4	2	2019 12 16										
2019 12 26												
2020 1 16												
2019 8 23												
2019 9 10												
30,000												
12												
2019 12												
31	19,000.00											
16,000.00												
3,000.00												





2018 11 16

	(1)	(2)	(3)=(2)/(1)	

1000 2000

RFTUNER RFTUNER

1000 2000

1000 1000

13,227.7 1,777.13 4,516.84

STB STB

900 900

8 0

0 0

.

500

10. 5. 2

BOHEMIA



		9,221.52	361.36	1,696.51	18.40%	2021 08 01	0		
	--	36,209.32	7,678.20	11,753.06	--	--	0	--	--
()				2018 11 16			2018 12 5		
				"			" "		
				"		" 2000	RFTUNER 2000		
				1000	STB	900			
				" "	1000	RFTUNER 1000	"		
				2019 8 23			2019 9 10		
						"	1000	RFTUNER 1000	
				1000	STB	900			
				"		"	1000	RFTUNER	
				1000	"				
()									

3

4

10%



			195	72,134,238.98	59,450,245.27	39,180,168.03	5,999,225.88	4,375,313.88
			2,800	30,401,978.57	30,090,536.76	2,875,536.11	1,255,878.18	1,180,290.36
			798.711273	24,364,528.46	17,497,544.96	29,651,070.76	1,851,917.38	1,570,698.85
			1,046.34					

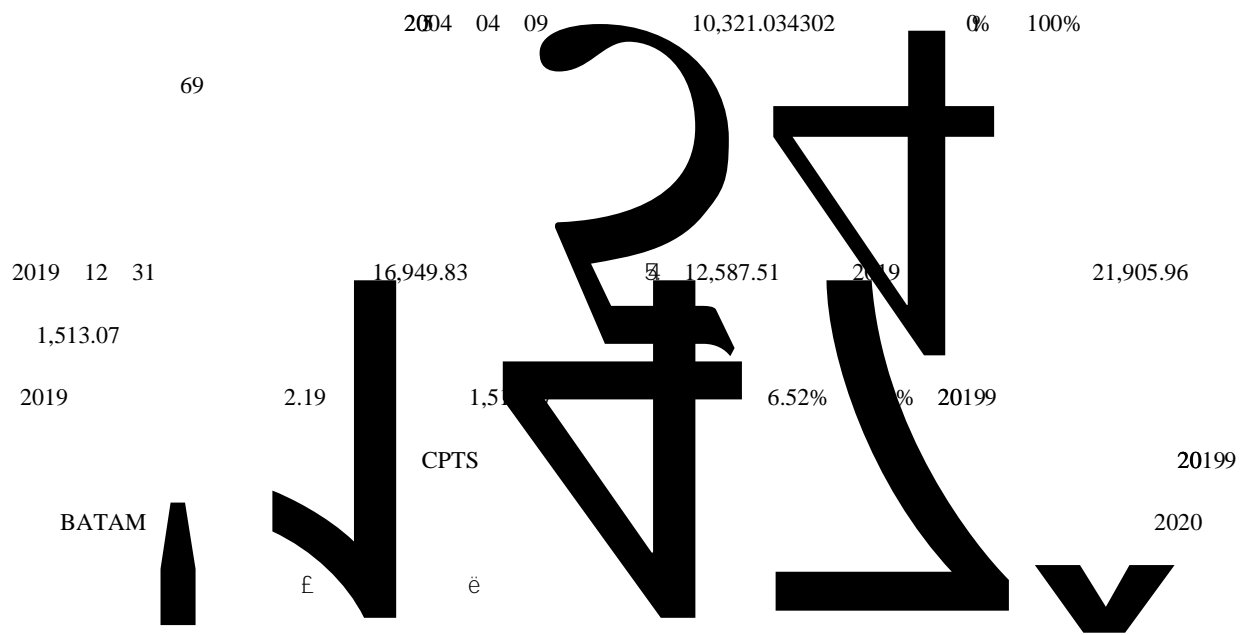




2000	151,515,342.	137,991,578.	0.00	-148,222.95	-148,222.95
	66	00			

100%

		20
		2000





2019 12 31

	19,898.44		14,368.9	2019	14,341.09	-664.87
2019	(/	/			

2020

2019			2,000		2019	
	3	15		2019 5 24	2019 12	2020
			1000			2,085
	28660					

1

"	"		30
	2020	"	"

2

5G AI

2020

3

2020

2020



2020

2020

2020

1

6

2

3

2020

2019

2020

4

5

2020

6

20%

7

5G

1

2017

2019

60%

2019

- 370.09

2018

-1098.68

2.68% 8.66%

2

2017

2019

60%



2019 04 09			“ ” 2019-003
2019 07 23			2019-004
2019 07 24			2019-005



3

1. 2019 2019 12 31 294 400 000 10



2017	45,540,000.00	83,783,659.73	54.35%	0.00		45,540,000.00	54.35%
------	---------------	---------------	--------	------	--	---------------	--------



巨潮资讯

v

2

v~

3

ké¹₂₀

6

6Ñ

6

6

4


[2017]9

c

ó = j~

v

: Ñd€



1

2

3

1

4

6

20

6

6

5

[2017]9




			1						
						2			
					3				
						6			
			20				6		
				6	4				
			[2017]9				2018 09 26	2021 9 25	
						5			
									6



			1			
				2		
				3		
			[2017]9			
				4		
					2018 09	2021 9
					26	25



			1			
					2	
				3		
			4			
					[2017]9	
				5	2018 09 26	2022 9 25



3

CS







			1				
					/		
					5%		
				2			
					[2017]9		
		5%			/		
			3		2018 09 26	2023 9 25	
			6				
				4			



			20	2018 09 26	2021 9 25	
			20	2018 09 26	2021 9 25	





4

õ

ö

1 2019 (2019 6)
 2019 (2019 16) 2019
 2018

	296,189,049.20		12,405,398.44
			283,783,650.76
	175,677,951.95		18,329,085.52
			157,348,866.43

2 2019 1 1

22 —

23 —

24 —

37 —



()

“ ” “ ”

1 2019 1 1

	2018 12 31		2019 1 1	
		12,405,398.44	-12,405,398.44	
		12,405,398.44		12,405,398.44
	5,069,133.63	-4,000,000.00		1,069,133.63
		4,000,000.00		4,000,000.00
	2018 12 31		2019 1 1	
		4,003,229.55	-4,003,229.55	
		4,003,229.55		4,003,229.55
	4,000,000.00	7,015,351.88		11,015,351.88
		4,000,000.00		4,000,000.00
	23,057,340.83	-11,015,351.88		12,041,988.95

2 2019 1 1

		469,173,396.09		469,173,396.09
		12,405,398.44		12,405,398.44
		283,783,650.76		283,783,650.76
		10,850,395.11		10,850,395.11
		4,000,000.00		4,000,000.00
		500,000.00		500,000.00
		18,329,085.52		18,329,085.52
		157,348,866.43		157,348,866.43
		3,288,887.51		3,288,887.51



3 2019 1 1

	2018 12 31			2019 1 1
A.				
a.				
	469,173,396.09			469,173,396.09
	12,405,398.44	-12,405,398.44		
	283,783,650.76			283,783,650.76
	10,850,395.11			10,850,395.11
	500,000.00			500,000.00
-	4,000,000.00	-4,000,000.00		
	780,712,840.40	-16,405,398.44		764,307,441.96
b.				
-		4,000,000.00		4,000,000.00
		4,000,000.00		4,000,000.00
c.				
		12,405,398.44		12,405,398.44
		12,405,398.44		12,405,398.44
B.				
a.				
	157,348,866.43			157,348,866.43
	3,288,887.51			3,288,887.51
	160,637,753.94			160,637,753.94

4 2019 1 1

	2018 12 31			2019 1 1
	5,885,691.03			5,885,691.03
	147,189.94			147,189.94

3. 2019 6 10

7 —

2019 6 17

12 —

ê



	111
	4
	0 4


2019

2019



, ()

3



2019

14.9 34.83% 40



2018

15.2 35.54% 20

2019

03 21 2019



	11449470.00
	363850.23

5

6

7

3

3

4

5

					0⁴
1			2015.06.01-2025.05.31	2018 41.04 / 2019 60.48 /	2,160.00





2019

	34,800	19,000	0
	7,650	3,050	0
	42,		



4

3

4

5

		/
	—	—
	—	—
1.	—	—
2.	—	—
3.	—	—
4.	—	—
5.	—	—
6.	—	—
7.	—	—
8.	—	—
9.	—	—
	—	—

6

2020

5



--	--	--	--

						GB(16297-1996)			
						0.98mg/m3	2	20764m3/h	
						1.77mg/m3		29800m3/h	
						45mg/m3			
						100mg/m3			
		25	1			GB(16297-1996)		20764m3/h	
							2		

255.4



“ ”

PH

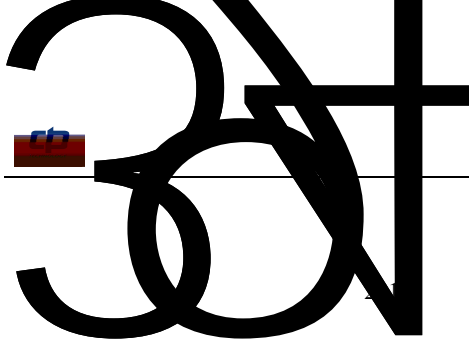
2019 12 31

2019-072



3

	138,000,00	75.00%	82,800,000	-22,329,504	60,470,496	198,470,496			67.42%
3	131,856,240	71.66%	79,113,744	-19,872,000	59,241,744	191,097,984			64.91%
	127,716,240	69.41%	76,629,744	-13,248,000	63,381,744	191,097,984			64.91%
	4,140,000	2.25%	2,484,000	-6,624,000	-4,140,000	0			0.00%
4	6,143,760	3.34%	3,686,256	-2,457,504	1,228,752	7,372,512			2.50%
	6,143,760	3.34%	3,686,256	-2,457,504	1,228,752	7,372,512			2.50%
	46,000,00	25.00%	27,600,000	22,329,504	49,929,504	95,929,504			32.58%
1	46,000,00	25.00%	27,600,000	22,329,504	49,929,504	95,929,504			32.58%
	184,000,00	100.00%	110,400,00	0	110,400,00	294,400,00			100.00%



2019

2018

10 6

29,440

29,440

2019 4

2018 12 31

184,000,000.00

10

3.00

10

6 ”

,

29,440

29,440 ,

2018 4

10,969.99

10,623.69


83,536.00



2019

--	--	--	--	--	--

45,162,294	27,097,376	0	72,259,670	2021.9.27
------------	------------	---	------------	-----------



	15,318,000	0	40,848,000	2021.9.27
--	------------	---	------------	-----------

17,203,218	10,321,931			
------------	------------	--	--	--



3


4

2018

2018



7.50%	22,080,000	22,080,000	15,920,000
4.58%	13,488,893	13,488,893	
3.34%	9,830,016	7,372,512	2,457,504
2.70%	7,960,282	7,960,282	
2.36%	6,935,990	6,935,990	
2.25%	6,624,000	6,624,000	
2.11%	6,198,040	6,198,040	



q 0
10
3

1


0

'0000

0

5

2





2019

		539,220		539,220
#		298,220		298,220
		290,000		290,000
		283,200		283,200
		245,000		245,000
10				
10	10			
10				
	4			


10 10

10 10

4

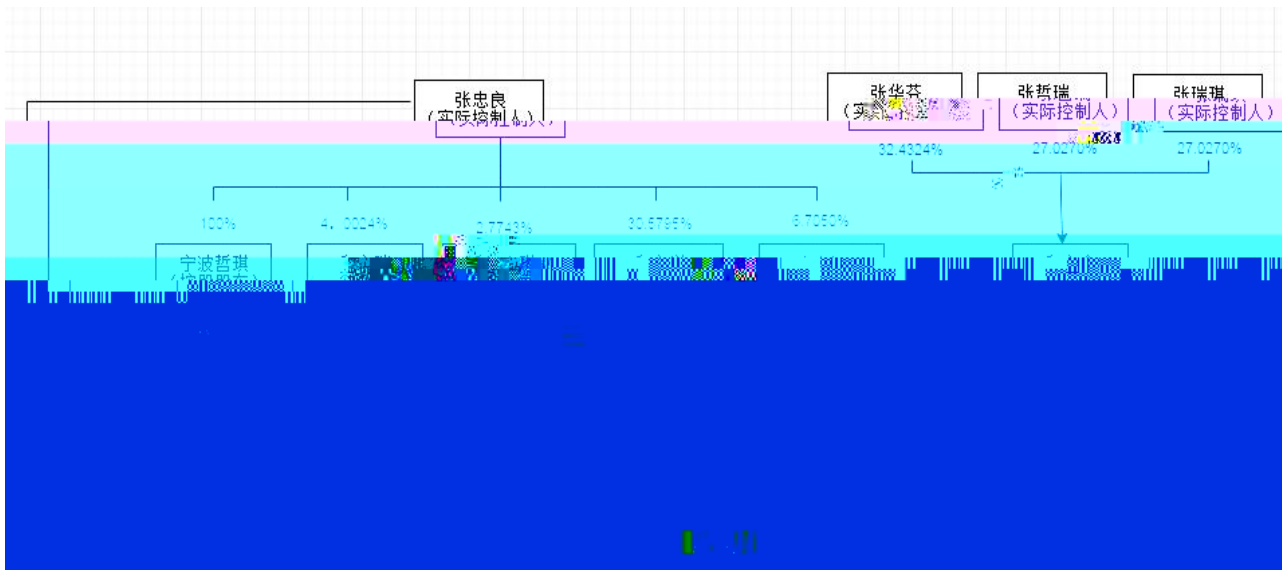
	/			
		2011 12 16	913302825874568231	
()		2013 06 05	91330282066649662N	

5



1990

1966 12 7



6 32'

7







				53	2017 02 24	2020 01 16	47,896,770			28,738,062	76,634,832
				44	2017 02 24	2020 01 16	8,885,523			5,331,314	14,216,836
				48	2017 02 24	2020 01 16	7,162,794			4,297,677	11,460,471
				58	2017 02 24	2019 09 10	1,664,345			998,607	2,662,951
SEAH KIAN WEE				57	2019 09 10	2020 01 16	0			0	0
				52	2017 02 24	2020 01 16	735,840			441,504	1,177,344
				52	2017 02 24	2020 01 16	494,064			296,438	790,502
				52	2017 02 24	2020 01 16	0			0	0
				38	2017 02 24	2020 01 16	0			0	0
				57	2018 12 05	2020 01 16	0			0	0



				2017 54 02 24	2020 01 16	494,064			296,438	790,502
				2017 45 02 24	2020 01 16	152,424			91,454	243,878
				2017 54 02 24	2020 01 16	0			0	0
				2017 54 02 24	2020 01 16	515,088			309,053	824,141
				2017 45 02 24	2020 01 16	325,872			195,523	521,395
				2017 46 02 24	2020 01 16	689,999			414,000	1,103,999
				2017 41 02 24	2020 01 16	394,200			236,520	630,720
	--	--	--	--	--	69,410,983	0	0	41,646,590	111,057,571

				2019	09	10				



[300750]	001	[688099]							
5			1968	4	1987	8	1990	9	
			1990	10	1991	2	1991	3	1995
			1995	6	1997	4	1997	5	2001
12									2015
			2016	11					
6					1968	9			1991
2000			2000		2002				2002
					2014	5	2016	9	2016
3	2016	7			2016	10			
7					1967	3	16		
			1990	1994			1997	1998	
			1998	2008			2008	2014	
			2014		2007	2014			
2010	2013				2010	9	2016	6	
2010	10	2017	6		2013	9	2016	9	
		2014	5	2017	2		2013	6	2019
					2019	8	16		
8	UGCJ MKCP YGG		1963	06	07				University of California
	at Los Angeles				CFA()		1986	5	-1986
	Instrument Singapore		1988	8	-1989	1	Netband Technology	1989	1
	Telecom		1990	6	-1992	3	Information and Technical Services	1992	4
	Information and Technical Services				1992	5	-1997	7	Vannet-Cybercom Communications
7	UOB Venture Management Pte Ltd/Singapore				/	2004	4		()
			2019	9	10				



1	UOB Capital Management Pte Ltd/Singapore	3055		
2	UOB BioVentures Management Pte Ltd/Singapore	86		
3	UOB Venture Management Pte Ltd/Singapore	25		
4	UOB Venture Management (Shanghai) Ltd/China	1555		/
5		100		/
6		42650		
7	Asia Impact Investment Fund I (Singapore) Pte Ltd/Singapore	11,433,842		
8	CI Team Limited/Cayman Islands	3		
9	UOB Capital Investments Pte Ltd/Singapore	1.2		
10	SZVC UOB Venture Management Co. Ltd/China	1000		
11	UOB Capital Partners LLC/USA	0	GP	
12	UOB Investment(China) Limited/China	3		
13	Greater China F&B Capital Partners Ltd/Cayman Islands	107		
14	Shanghai Shunfeng Restaurant Group Co., Ltd.	5000		
15	Huasui Tomato Investment Company/Cayman Islands	2,300		
16	ACIF GP Ltd/Cayman Islands	0	GP	
17	Greater China F&B(Hong Kong)Private Limited/Hong Kong	2870		
18	Greater China F&B Investment Holding Ltd/Cayman Islands	2838		
19	InnoVen Capital Singapore Pte Ltd/Singapore	50,401,565		



20	Zebra Holding Limited/Cayman Islands	620		
21	InnoVen Capital India Private Limited/India	4.546625		
22	Sino-Singapore Connectivity Private Equity Fund Management Co. Ltd./China	1		
23	InnoVen Capital China Pte Ltd/ Singapore	13,514,002		
24	PT Ruang Raya Indonesia/Indonesia	1.301409		
25	Ruangguru Pte Ltd/Singapore	9,749,991		
26		1000		
27	PT Polinasi Iddea Investama	7700		
28		4300		
29	ASIC Pte Ltd	1000		
30	() ()	2000		
31	() ()	20		
32	Uni-President (Singapore) Pte Ltd/Singapore			

9 1963 9 2004 9 2015 12

2005 9 2015 12

2012 11 2015 12

2012 11 2015 12

2005 8 2011 5 China Precision Technology Ltd. 2005

2017 8

2017 8

2017 11

2018 7 5

2018 12

2019 9

2019 12



2019



2015 12

15

1966 5

1989 7

1996 5

1996 6 1997 5

1997 6 2004 5

2004 6

2015 12

16

1976 09 14

2001

12 2003 02

2003 03 2010 06

2010 07 2011 03

CHO SAP

2011 03

2011 12

2012 01 2019 12

2020

01

17

1973 11 27

2001 12 2009 12

2010 1 2015 12

2015 1 2019 12

18

1978 12

2001 6

2003

6

2003 7 2004 8

2004 8

2013 2017 8

2015 10 2016 9

2016 9

			2011 12 16		
			2013 06 06		
			2013 06 06		
			2013 06 06		



2019

			2013 06 06		
	5%				

2019 03 20

2019 4 12

2018

2019

1

2

3

4



			57		10	
SEAH KIAN WEE			57		0	
			54		0	
			45		45.65	
			54		6	
			54		67.27	
			46		73.82	
			45		61.31	
			41		64.02	
	--	--	--	--	668.55	--

3

	1,271
	1,496
	2,767
	2,844
	0
	2,161
	61
	253
	32
	260
	2,767
	22
	626



	570
	1,549
	2,767

4

5

“ ”

“ ”

“ ”

* = * *

50%

6





SEAH KIAN WEE

7

3

1

1

3

2019

5

8

<http://www.cninfo.com.cn>

9





3

2018		68.67%	2019 04 12	2019 04 15	2018 2019-026
2019		71.66%	2019 09 10	2019 09 11	2019 2019-050

4

3

	7	6	1	0	0		2
	7	6	1	0	0		0
	7	5	1	1	0		2

4



5

3. 10

3

2019

4

2018

2019

2018

2018

2019

2019

2018

2018

2018

2019

2019

2019

2019

4

20193

3

“



“ + ”

3

4

	2020 03 27	
	http://www.cninfo.com.cn	2019
		100.00%
		100.00%



1

a.

b.

c.

; 2

a.

;b.

;`







ì ì ì *



	2020 03 26
	2020 868

2020 868

2019 12 31

2019

s

2019 .



() F

1. m ~ • v 8 m Ä ~

() (



()

()

()

()



()

()

3

2019 12 31

	2019 12 31	2018 12 31
	453,539,720.49	469,173,396.09




	31,025,900.00	
		12,405,398.44
	259,629,583.61	283,783,650.76
	7,560,843.26	
	1,168,320.65	2,482,348.47
	7,364,730.26	10,850,395.11
	67,009,187.87	68,176,310.08



2019

	182,604,552.26	156,604,499.22
	57,563,236.50	5,262,986.30
	6	





	920,847,578.14	835,359,986.54
	1,149,228,542.44	1,067,116,328.64

4

	2019 12 31	2018 12 31
	282,877,355.16	394,859,269.13
	14,525,900.00	
		4,003,229.55
	167,689,033.45	179,141,460.96
	2,551,374.63	
	473,534.87	556,385.39
	5,444,417.37	23,057,340.83
	2,245,472.07	5,245,472.07
	26,987,427.61	26,477,595.01
	1,648,412.40	4,000,000.00
	502,197,455.49	632,095,280.87
	366,533,699.05	205,214,699.05



	84,802,292.40	65,208,654.12
	4,558,207.43	2,628,366.55
	20,805,707.18	10,860,436.37
	5,873,574.13	6,159,437.81
	972,332.50	1,145,177.25
	3,993,735.00	2,475,700.00
	487,539,547.69	293,692,471.15
	989,737,003.18	925,787,752.02
	7,249,185.90	17,271,647.54
	136,963,404.34	140,738,550.86
	81,277.40	147,162.55
	30,492,998.78	24,890,517.36
	1,147,490.16	2,006,759.04
	6,614,748.15	5,722,806.31



	182,549,104.73	190,777,443.66
	78,885.00	
	78,885.00	
	182,627,989.73	190,777,443.66
	294,400,000.00	184,000,000.00
	353,595,972.90	463,995,972.90
	33,354,019.16	20,624,148.65
	125,759,021.39	66,390,186.81
	807,109,013.45	735,010,308.36
	989,737,003.18	925,787,752.02

5

	2019	2018
	1,023,462,841.82	1,017,902,424.35
	1,023,462,841.82	1,017,902,424.35



	883,873,129.55	891,025,786.26
	731,049,029.77	734,538,190.72
	8,499,980.44	8,476,804.55
	46,433,681.50	47,105,148.73
	62,915,803.23	66,901,962.90
	53,320,921.19	43,094,297.26
	-18,346,286.58	-9,090,617.90
		2,350,461.05
	15,147,513.86	821,504.74
	16,182,665.30	2,491,502.17
“ ”	360,945.85	327,486.63
“ ”		
“ ”		
“ ”	525,900.00	
“ ”	1,034,660.35	
“ ”	-1,595,823.41	-3,857,264.58



	“_”	74,559.84	-247,891.42
	“ ”	156,172,620.20	125,590,470.89
		2,150,601.01	2,615,050.41
		379,695.40	1,276,976.49
	“ ”	157,943,525.81	126,928,544.81
		19,672,446.82	17,228,637.66
	“ ”	138,271,078.99	109,699,907.15
1.	“ ”	138,271,078.99	109,699,907.15
2.	“ ”		
1.		138,271,078.99	109,699,907.15
2.			
		2,416,512.61	639,281.38
		2,416,512.61	639,281.38
1.			
2.			
3.			
4.			
5.			
		2,416,512.61	639,281.38
1.			
2.			



2019

3.		
4.		
5.		
6.		
7.		
8.	2,416,512.61	639,281.38
9.		
	140,687,591.60	110,339,188.53
	140,687,591.60	110,339,188.53
	0.47	0.460
	0.47	0.460

6

	2019	2018
	575,110,715.58	585,464,331.85
	407,143,422.12	427,474,077.53
	4,411,628.24	3,990,597.35
	21,122,758.64	21,541,723.46
	33,038,956.26	38,003,039.93
	29,142,184.26	22,439,176.95
	-16,016,264.62	-5,999,915.94
	107,843.75	2,476,803.20
	14,158,811.80	1,035,150.13



2019

	15,701,138.25	1,334,768.01
“ ”	26,995,759.67	327,486.63
“_”		
“ ”		
“ ”	525,900.00	
“_”	455,509.80	
“_”	-554,416.69	-1,245,803.11
“_”	21,963.6	



4.		
5.		
1.		
2.		
3.		
4.		
5.		
6.		
7.		
8.		
9.		
	127,298,705.09	71,901,259.20
	0.43	0.24
	0.43	0.24

7

	2019	2018
	1,060,117,447.91	980,721,928.56



	28,136,672.36	32,687,362.76
	1,624,580,768.23	21,269,632.49
	2,712,834,888.50	1,034,678,923.81
	549,015,153.02	525,308,067.12
	282,211,581.29	279,008,335.38
	43,220,259.54	40,705,928.91
	1,478,759,018.72	428,



2019

	4,217,700.00	4,979,399.76
	329,210,834.88	211,362,079.32



	337,227,362.01	319,891,781.90
	132,452,194.83	120,326,361.09
	21,560,187.04	13,510,561.66
	1,451,259,351.58	407,836,952.83
	1,942,499,095.46	861,565,657.48
	283,361,678.83	-258,769,547.67
	152,289,050.00	151,878,384.24
	30,247,673.62	611,897.36
	124,456.15	1,525,278.66
	18,755,138.00	5,800,000.00
	201,416,317.77	159,815,560.26
	48,114,198.39	36,410,360.19
	323,519,000.00	155,830,000.00
	7,467,700.00	15,805,138.00
	379,100,898.39	208,045,498.19
	-177,684,580.62	-48,229,937.93
		423,277,735.85
	10,000,000.00	91,400,000.00
	10,000,000.00	514,677,735.85
	10,000,000.00	146,400,000.00
	55,307,843.75	48,090,771.33
	132,252.26	22,411,745.49
	65,440,096.01	216,902,516.82
	-55,440,096.01	297,775,219.03



	13,888.73	1,536,897.74
	50,250,890.93	-7,687,368.83
	41,041,357.15	48,728,725.98
	91,292,248.08	41,041,357.15

9

2019							
184,0	440,47		20,624	190,97	835,35	835,35	
00,00	4,160.	-716,9	,148.6	8,667.	9,986.	9,986.	
0.00	10	89.66	5	45	54	54	



2														
3														
4														
									12,729	-67,92	-55,20			
									,870.5	9,870.	0,000.			
									1	51	00			
1									12,729	-12,72				
									,870.5	9,870.				
									1	51				
2														
3											-55,20	-55,20	-55,20	
											0,000.	0,000.	0,000.	
											00	00	00	
4														
	110,4													
	00,00													
	0.00													
1	110,4													
	00,00													
	0.00													
2														
3														
4														
5														
6														
1														



2019

2															
	294,4 00,00 0.00			330,07 4,160. 10		1,699, 522.95		33,354 ,019.1 6		261,31 9,875. 93		920,84 7,578. 14		920,84 7,578. 14	

2018															



2

3

4



2019

	184,0			440,47		-716,9		20,624		190,97		835,35		835,359	
	00,00			4,160.		89.66		,148.6		8,667.		9,986.		,986.54	
	0.00			10				5		45		54			

:

2019					
	184,00				
	0,000.0		463,995,	20,624,1	66,390,
	0		972.90	48.65	186.81
					735,010,3
					08.36





4												
									12,729,870.51	-67,929,870.51		-55,200,000.00
1									12,729,870.51	-12,729,870.51		
2										-55,200,000.00		-55,200,000.00
3												
	110,400,000.00				-110,400,000.00							
1	110,400,000.00				-110,400,000.00							
2												
3												
4												
5												
6												
1												
2												
	294,400,000.00				353,595,972.90				33,354,019.16	125,759,021.39		807,109,013.45

	2018											



2019

	138,000,000.	112,599,438.30	13,434,022.73	47,219,053.53	311,252,514.56



1												
2												
3												
4												
5												
6												
1												
2												
	184,00 0,000. 00				463,995 ,972.90				20,624, 148.65	66,390,18 6.81		735,010,30 8.36



CPT SINGAPORE CO.,PTE.LTD.	CPTS

3

- {

“ ”

15 -

4

12

“ 5.12 ” “ 5.15 ”

“ ”

3





9

:

;

1.



(2)

1)

2)

3)

4)

)

(3)

1)

2)

23 —

3)

1) 2)

1)

4)

(4)

1)



2)

3.

(2)

4.

(1)

(2)

(3)

5.

(1)





1.

—		
—		

2) —

	(%)

6.

(1)


(2)

33

34

12

3



800

10%



--	--

3





1

2

2.



3;

42

43

44

1.

2.

(1)



(3)

12 ——

7 ——

3.

4.

(1)

22 ——

(2)

1)

“ ”

2)

“ ”

45

143

1.

2.

46

3

1.

4

		5 10 20	10%	4.5% 9% 18%
		3-10	5% 10%	9%-31.67%
		5-10	5% 10%	9%-19%
		4-10	5% 10%	9%-23.75%
		3-10	5% 10%	9%-31.67%

5

47

1.

2.

48

1.

2.

(1)

1)

2)

3)

(2)

3

(3)

3.

49

4:

4;

52

3

2.

	()
	47-50
	3-5

4

(1)

(2)

145



(3)

(4)

(5)

53

54

1

1

55

56

3

4

(1)

(2)

1)

146



2)

3)

5

(1)

(2)

6

57


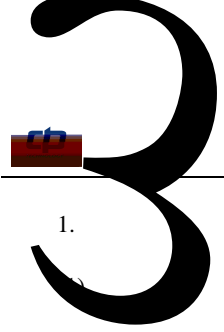
58

59

5:

5;

147



1.

1)

2)

3)

4)

5)

(2)

(3)

2.



(4)

1)

2)

62

1.

(1)

(2)

2.

3.

4.



63

1

1.

2.

3.

4.

(1)

(2)

64

3

4

65

66

3

--	--	--

150



1.

2019

(2019 6)

2019

(2019 16)

2019

2. 2019 1 1

22 —

23 —

24 —

37 —

3. 2019 6 10



()

“ ” “ ”

1 2019 1 1

	2018 12 31		2019 1 1	
		12,405,398.44	-12,405,398.44	
		12,405,398.44		12,405,398.44
	5,069,133.63	-4,000,000.00		1,069,133.63
		4,000,000.00		4,000,000.00
	2018 12 31		2019 1 1	
		4,003,229.55	-4,003,229.55	
		4,003,229.55		4,003,229.55
	4,000,000.00	7,015,351.88		11,015,351.88
.3(4,000,000.00		4,000,000.00
	23,057,340.83	-11,015,351.88		12,041,988.95

2 2019 1 1

469,173,396.09	469,173,396.09
12,405,398.44	12,405,398.44
283,783,650.76	283,783,650.76
10,850,395.11	10,850,395.11
4,000,000.00	4,000,000.00
500,000.00	500,000.00
18,329,085.5:	



2019

		3,288,887.51		3,288,887.51
--	--	--------------	--	--------------

3 2019 1 1

	2018 12 31		2019 1 1
A.			
a.			
	469,173,396.09		469,173,396.09
	12,405,398.44	-12,405,398.44	
	283,783,650.76		283,783,650.76
	10,850,395.11		10,850,395.11
	500,000.00		500,000.00
-	4,000,000.00	-4,000,000.00	
	780,712,840.40	-16,405,398.44	764,307,441.96
b.			
-		4,000,000.00	4,000,000.00
		4,000,000.00	4,000,000.00
c.			
		12,405,398.44	12,405,398.44
		12,405,398.44	12,405,398.44
B.			
a.			
	157,348,866.43		157,348,866.43
	3,288,887.51		3,288,887.51
	160,637,753.94		160,637,753.94



4

5 423;

	2018	12	31	2019	01	01
	469,173,396					



492,334.88

492,334.88



	184,000,000.00	184,000,000.00	
	440,474,160.10	440,474,160.10	
	-716,989.66	-716,989.66	
	20,624,148.65	20,624,148.65	
	190,978,667.45	190,978,667.45	
	835,359,986.54	835,359,986.54	
	835,359,986.54	835,359,986.54	
	1,067,116,328.64	1,067,116,328.64	

	2018 12 31	2019 01 01	
	394,859,269.13	394,859,269.13	
		4,000,000.00	4,000,000.00
	4,003,229.55		-4,003,229.55
	179,141,460.96	179,141,460.96	
		4,003,229.55	
	556,385.39	556,385.39	
	23,057,340.83	12,041,988.95	-11,015,351.88
	5,245,472.07	5,245,472.07	
	26,477,595.01	26,477,595.01	



	4,000,000.00	11,015,351.88	-4,000,000.00
	632,095,280.87	632,095,280.87	
	205,214,699.05	205,214,699.05	
	65,208,654.12	65,208,654.12	
	2,628,366.55	2,628,366.55	
	10,860,436.37	10,860,436.37	
	6,159,437.81	6,159,437.81	
	1,145,177.25	1,145,177.25	
	2,475,700.00	2,475,700.00	
	293,692,471.15	293,692,471.15	
	925,787,752.02	925,787,752.02	



	463,995,972.90	463,995,972.90	
	20,624,148.65	20,624,148.65	
	66,390,186.81	66,390,186.81	
	735,010,308.36	735,010,308.36	
	925,787,752.02	925,787,752.02	

6 423;

67

3

			16%	13%	6%	5%
			”	“		”
						5%-16%
			5%	7%		
			25%	17%	16.5%	15% 0%
		30%				
	1.2%		1.2%	12%		
	12%					
			3%			
			2%			

	15%
	25%
	25%
	15%
	25%



	25%
	15%
	16.5%
	16.5%
CPTS	17%
	0%

4

2017 11 29 3 , 2019 15%

(2019 2)

2019 1 1 2021 12 31 100 25%

20% ; 100 300 50% 20%

2020 1 20 3 2019

2021 15%

2020 2 18 3 , 2019

2021 15%

(32 2013 QH13) 13 3

20%

5

3

	6,106.17	22,507.54
	450,773,718.10	460,9



2019

	192,759,896.22	356,455,884.08
--	----------------	----------------

190,000,000.00

1,727,897.25

1,031,998.97

908757.91

348,000,000.00

6,082,271.52

984,549.82

1,389,062.74

4

	31,025,900.00	4,000,000.00
	30,500,000.00	4,000,000.00
	525,900.00	
	31,025,900.00	4,000,000.00

5

--	--	--

6**3**

--	--	--

--	--	--	--	--	--	--



8

--	--

--	--	--	--	--	--

7

3

	1,502,207.54	0.57%	1,502,207.54	100.00%		1,502,207.54	0.52%	1,502,207.54	100.00%	
	263,110,573.43	99.43%	3,480,989.82	1.32%	259,629,583.61	288,167,134.25	99.48%	4,383,483.49	1.52%	283,783,650.76
	264,612,780.97	100.00%	4,983,197.36	1.88%	259,629,583.61	289,669,341.79	100.00%	5,885,691.03	2.03%	283,783,650.76

		1,502,207.54	1,502,207.54	100.00%
		1,502,207.54	1,502,207.54	--



	263,110,573.43	3,480,989.82	1.32%
	263,110,573.43	3,480,989.82	--

3,480,989.82

3	225,104,697.85	1,125,523.49	0.50%
3-6	36,319,428.36	1,815,971.42	5.00%
6-12	1,638,503.30	491,550.99	30.00%
24	47,943.92	47,943.92	100.00%
	263,110,573.43	3,480,989.82	--

1	1	263,062,629.51
2	3	1,550,151.46
		264,612,780.97

4



	1,502,207.54				1,502,207.54
	4,383,483.49	332,178.16	1262242.12	27,570.29	3,480,989.82
	5,885,691.03	332,178.16	1262242.12	27,570.29	4,983,197.36

--	--	--

5

	11,554.82

--	--	--	--	--	--

11,554.82

6

--	--	--	--	--

[1]	65,433,715.42	24.73%	1,052,726.49
------	---------------	--------	--------------

[2]	31,683,184.34	11.97%	161,671.06
------	---------------	--------	------------

KONICA MINOLTA[3]	21,245,295.83	8.03%	106,226.51
-----------------------	---------------	-------	------------

5



9

3

1	1,139,320.36	97.52%	1,768,785.69	71.25%
1 2	29,000.29	2.48%	697,012.78	28.08%
3			16,550.00	0.67%
	1,168,320.65	--	2,482,348.47	--

1

4

		(%)
	249,000.00	21.31
	170,545.34	14.60
	122,718.00	10.50
Micrometals Inc.	71,282.17	6.10
	58,424.88	5.00
	671,970.39	57.51

:

	7,364,730.26	10,850,395.11
	7,364,730.26	10,850,395.11

3

3

--	--	--

4

--	--	--	--	--

5

4

3

()		
-----	--	--

4

3

()				
-----	--	--	--	--

5

5


3

	4,217,700.00	2,805,138.00
	2,028,136.58	4,567,232.58
	1,011,722.90	2,929,752.14
	138,444.73	695,462.33
	7,396,004.21	10,997,585.05



4

12



--	--	--	--	--	--

--	--	--

3,000,000.00 3 0.00



;

5

6

--	--	--	--

7

3 —

“ ”

--	--	--	--	--	--	--	--	--	--	--	--

“ ”

--	--	--	--	--	--	--	--

“ ” “ ” “ ”

--	--	--	--	--

8

--	--	--	--	--	--



--	--	--	--	--	--	--	--

9

:

--	--	--	--

;

--	--

32

	15,094,789.07	568,730.65	14,506,096.10	13,453,321.17	818,679.90	12,634,641.27
	22,628,947.33	662,736.86	21,966,210.47	25,082,558.30	616,220.74	24,466,337.56
	18,165,789.24	893,383.40	17,272,405.84	19,918,310.27	1,113,884.53	18,804,425.74
	9,650,129.74	120,553.69	9,529,576.05	8,327,299.49	147,780.63	8,179,518.86
	3,460,301.76	50,144.75	3,430,119.33	3,846,142.11	62,352.56	3,783,789.55
	304,780.08		304,780.08	307,597.10		307,597.10
	69,304,737.22	2,295,549.35	67,009,187.87	70,935,228.44	2,758,918.36	68,176,310.08

33

	818,679.90	255,407.93		505,357.18	568,730.65
	616,220.74	564,041.41		517,525.29	662,736.86
	1,113,884.53	723,467.37		943,968.50	893,383.40



	147,780.63	52,906.70		80,133.64		120,553.69
	62,352.56			12,207.81		50,144.75
	2,758,918.36	1,595,823.41		2,059,192.42		2,295,549.35

34

35

--	--	--	--	--	--	--

32

--	--	--	--	--	--	--

			/			
--	--	--	---	--	--	--

33

--	--	--	--	--	--	--

34

--	--	--	--	--	--	--

/



35

	1,399,879.22	731,479.95
	442,549.53	182,896.68
		108,825.67
	4,298.99	45,931.33
	1,846,727.74	1,069,133.63

36

--	--	--	--	--	--	--	--	--



4

5

39

	()									()	

3:

--	--	--

--	--	--	--	--	--	--

3;

--	--	--

42

3

4

5

--	--	--

43

	182,604,552.26



1	4,178,000.00	1,205,328.63	1,380,324.09	100,666.54	432,705.91	7,297,025.17
2	934,959.47					



--	--	--	--	--	--

5

--	--	--	--	--

6

--	--

7

--	--	--

8

--	--	--

44

	57,563,236.50	5,262,986.30
	57,563,236.50	5,262,986.30

3







		596,461. 52	2,854,54 4.84	32,895.4 6	2,207,15 2.63	1,210,95 8.27						
		1,013,98 9.80	455,979. 14	652,351. 86	0.00	817,617. 08						
		116,543. 69	127,358. 49		0.00	243,902. 18						
	393,270, 200.00	4,103.01 8.54	87,995.4 97.64	32,788.0 23.96	3,958,82 4.17	55,342,2 69.93	--	--				--

5

--	--	--	--	--	--	--	--	--	--	--	--	--

6

45

3

4

46

47

--	--	--	--	--	--	--	--	--	--	--	--	--





3.					
1					
4.				106,918.23	106,918.23
1.	44,621,009.80			2,648,096.87	47,269,106.67
2.	24,431,776.33			2,688,277.53	27,120,053.86

4

--	--	--

49

4:

3

--	--	--	--	--	--	--	--	--



4

4;

	13,088,000.65	7,934,854.27	9,286,461.29	205,076.13	11,531,317.50
	5,025,812.77	2,561,164.44	3,013,699.11		4,573,278.10
		1,365,600.00	455,199.96		910,400.04
	120,600.00		30,150.00		90,450.00
	1,313,031.71	888,031.60	1,056,146.77		1,144,916.54
	19,547,445.13	12,749,650.31	13,841,657.13	205,076.13	18,250,362.18

52

1

3

	9,361,082.27	1,324,505.60	10,642,100.55	1,652,079.55
	1,967,419.63	295,112.94	2,062,083.49	309,312.53
			2,408,929.77	361,339.47
	11,328,501.90	1,619,618.54	15,113,113.81	2,322,731.55





12,276,652.41

2,173,280.00



0.00

58

3



--	--

5:

--	--	--

--	--	--

5;

3

	45,970,920.08	271,440,686.72	265,858,429.44	51,553,177.36
-	792,374.20	15,601,561.84	15,597,520.50	796,415.54
	116,952.27	586,640.19	615,167.04	88,425.42
	46,880,246.55	287,628,888.75	282,071,116.98	52,438,018.32

4

1	44,250,360.98	242,352,639.58	237,059,260.14	49,543,740.42
2		10,038,940.51	10,038,940.51	
3	468,546.60	7,886,168.25	7,729,297.23	625,417.62
	410,604.30	6,654,469.05	6,542,348.53	522,724.82
	31,886.80	721,844.09	658,442.98	95,287.91
	26,055.50	509,855.10	528,505.72	7,404.88
4	80,245.00	6,140,286.56	6,081,676.98	138,854.58
5	1,171,767.50	5,022,651.82	4,949,254.58	1,245,164.74
	45,970,920.08	271,440,686.72	265,858,429.44	51,553,177.36

5

1	766,713.50	15,094,906.95	15,094,172.51	767,447.94
2	25,660.70	506,654.89	503,347.99	28,967.60
	792,374.20	15,601,561.84	15,597,520.50	796,415.54

62

		691,896.74	549,237.90
		856,985.90	3,383,977.15
		218,468.83	358,876.14
		286,854.47	323,503.30
11e'	2	534,491.45	
		206,982.18	159,589.20
		163,895.40	175,405.45
109;500		109,263.61	116,936.98

4

es

9.190.





5

6

69

--	--	--

6:

--	--	--

3

--	--	--

4

--	--	--	--	--	--

6;

3

--	--	--

4

--	--	--

--	--	--

--	--	--

72

--	--	--	--



--	--	--

75

		+ -					
	184,000,000.00			110,400,000.00		110,400,000.00	294,400,000.00

2018	2018	2018	12	31
184,000,000.00	10	3.00		
55,200,000	10	6	110,400,000.00	
294,400,000.00	110,400,000.00			

76

3

4

77

	440,474,160.10		110,400,000.00	330,074,160.10
	440,474,160.10		110,400,000.00	330,074,160.10

78



	190,978,667.45	134,008,886.22
	190,978,667.45	134,008,886.22
	138,271,078.99	109,699,907.15
	12,729,870.51	7,190,125.92
	55,200,000.00	45,540,000.00
	261,319,875.93	190,978,667.45

- 1)
- 2)
- 3)
- 4)
- 5)

83

	991,761,158.38	700,353,795.59	983,270,699.72	701,387,225.03
	31,701,683.44	30,695,234.18	34,631,724.63	33,150,965.69
	1,023,462,841.82	731,049,029.77	1,017,902,424.35	734,538,190.72

84

	3,633,721.66	3,520,404.17
	2,012,974.98	1,955,092.77
	887,168.35	790,951.83
	300,376.47	372,805.11
	321,605.44	516,554.57



	1,341,983.29	1,318,582.58
	745.29	
	1,404.96	2,413.52
	8,499,980.44	8,476,804.55

85

	15,177,241.43	13,652,207.36
	10,490,504.73	9,189,883.84
	8,030,187.23	9,871,877.47
		4,049,135.54
		3,722,084.33
		2,180,002.75
		1,113,576.09
		2,330,356.25
		47,105,148.73



87

	40,110,963.17	30,998,427.60
	10,924,068.94	9,351,724.71
	1,836,735.06	1,617,918.43
	449,154.02	1,126,226.52
	53,320,921.19	43,094,297.26

88

		2,350,461.05
	-15,147,513.860	-821,504.74
	-3,790,894.23	-10,986,763.28
	592,121.52	367,189.07
	-18,346,286.58	-9,090,617.90

89

[]	16,069,002.00	2,276,237.86
	113,663.30	215,264.31

8:

	89,050.00	
	293,857.22	327,486.63
	-21,961.37	

201



	360,945.85	327,486.63
--	------------	------------

8;

--	--	--

92

	525,900.00	
	525,900.00	
	525,900.00	

93

	1,034,660.35	
	1,034,660.35	

94

		-1,718,350.15
	-1,595,823.41	-2,138,914.43
	-1,595,823.41	-3,857,264.58



95

	74,559.84	-247,891.42

96

	1,605,737.82	2,340,000.00	1,605,737.82
	235,319.78	218,437.46	235,319.78
	165,922.49	23,754.80	165,922.49
	4,783.87	833.47	4,783.87
	138,837.05	32,024.68	138,837.05
	2,150,601.01	2,615,050.41	2,150,601.01

									/
--	--	--	--	--	--	--	--	--	---

97

	338,044.64	1,273,609.31	338,044.64
	29,910.51	3,077.29	1,351.51
	11,740.25	289.89	11,740.25
	379,695.40	1,276,976.49	379,695.40

98

3

203



	18,890,448.81	17,088,083.28
	781,998.01	140,554.38
	19,672,446.82	17,228,637.66

4

	157,943,525.81
/	23,691,528.87
	825,827.09
	-320,133.29
	285,943.10
	-2,221.90
	1,276,448.92
	-5,609,126.69
	-475,819.28
	19,672,446.82

99

()24

9:

3

	1,569,000,000.00	
	19,562,573.93	14,536,750.02
	15,147,513.86	821,504.74
	17,674,739.82	4,831,502.17
	1,389,062.74	628,205.02
	644,923.39	



2019

	1,161,954.49	451,670.54
	1,624,580,768.23	21,269,632.49

8

	132,252.26	
		22,411,745.49
	21,961.37	
	154,213.63	22,411,745.49

9;

3

1	--	--
	138,271,078.99	109,699,907.15
	561,163.06 000	3,857,264.58
	28,759,660.36	25,288,973.58
	1,983,323.53	1,542,830.44
	13,000,740.76	14,68-





	41,555,254.23	41,118,179.89
	6,546,397.22	4,041,224.10

2019 12 31

190,000,000.00

1,727,897.25

1,031,998.97

:2

“ ”

:3

	192,759,896.22	
	908,751.91	
	17,466,833.27	
	6,114,981.28	
	217,250,462.68	--

:4

3



74,882

	--	--	
			51,829.49
	7,701.64	5.1739	39,847.50
	39,800,000.00	0.00030106	11,981.99
			32,279,360.65
	2,812,970.62	6.9762	19,623,845.64
	1,609.15	5.1739	8,325.58
	42,009,546,364.00	0.00030106	12,647,394.03
			447,665.40
	32,387.55	6.9762	225,942.02
	736,475,671.00	0.00030106	221,723.37



4

--	--

5

6

7

8

1.

		2019 3	67,161,006.10	100.00%

2.

		2019 5	38,950,755.69	4,108,944.96

4

3

--	--	--	--	--	--	--	--	--

4

--	--

5

5

6

7

212



8

3

3

				100.00%		
				75.00%	25.00%	
				100.00%		
				100.00%		
				100.00%		
				100.00%		
				100.00%		
CPTS				100.00%		
					100.00%	

4

--	--	--	--	--

5

6

7

4

	/	/

5

	/	/

6

	/	/
	--	--
	--	--
	--	--
	--	--

7**8**

--	--	--	--

9

:

6

				/
--	--	--	--	---



--	--	--	--	--	--

7

8

()

1.

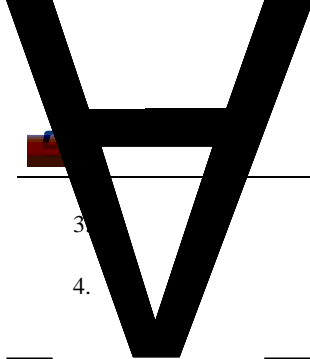
1)

2)

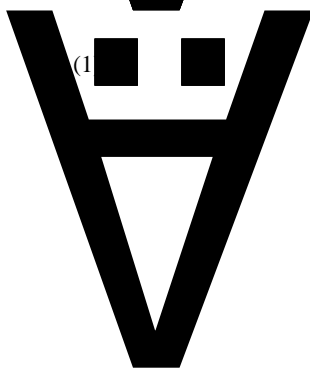
2.

(

)



3
4.



(1)



12 31

2019

55.66%(2018 12 31 58.44%)

()

8 21.69% 20



2



6


7

8

9

:

;



6

7

3

/

--

148,962.00

400,000.00

4,960.00

0.00

500,000.00

445.



/	/	/	/	/	/	/
---	---	---	---	---	---	---

/

/

/	/	/	/	/	/	/
---	---	---	---	---	---	---

/

5

--	--	--	--

		152,055.00	
		126,712.50	

6

--	--	--	--	--

	150,000,000.00	2017 08 07	2020 08 07	
	30,000,000.00	2017 08 07	2020 08 07	



8

		480,010.00	
		2,246,000.00	
		8,723,460.00	

9

		6,685,513.00	5,554,670.00

:

8

3

4

		21,110.39	21,110.39



9

:

3

4

5

6

7

3

4

3

4

5

3

--	--	--	--



4

	35,328,000.00
	35,328,000.00

5

6

3

3

--	--	--	--	--



8

3



	1,502,207.54	0.88%	1,502,207.54	100.00%		1,502,207.54	0.88%	1,502,207.54	100.00%	
	168,343,171.78	99.12%	654,138.33	0.39%	167,689,033.45	180,223,538.22	99.17%	1,082,077.26	0.60%	179,141,460.96
	169,845,379.32	100.00%	2,156,345.87	1.27%	167,689,033.45	181,725,745.76	100.00%	2,584,284.80	1.42%	179,141,460.96

1,502,207.54

	1,502,207.54	1,502,207.54	100.00%
	1,502,207.54	1,502,207.54	--

--	--	--	--

654,138.33

	107,405,632.18		
	60,937,539.60	654,138.33	1.07%
	168,343,171.78	654,138.33	--

3	53,405,787.37	267,028.94	0.50%
3-6	7,489,665.14	374,483.26	5.00%
6-12	42,087.09	12,626.13	30.00%
	60,937,539.60	654,138.33	--





--	--	--	--	--	--

6



97,999,635.48

57.70%

--	--	--	--	--

5

4

3

()		
	2,245,472.07	
		5,245,472.07
	2,245,472.07	5,245,472.07

4

3

()				
-----	--	--	--	--

5

5

3

--	--

2,245,472.07

5,245,472.07

5⁷/₂



2019

		230,000.00
	5,445,517.37	12,082,214.64

4

	12	()	()	
	025.69	16,200.00		40,225.69
		—	—	—
		15,100.00		39,100.00
		1,100.00		1,100.00

XIII

14



6

--	--

--	--	--	--	--	--

7



1,960,345.30 3

61.26%

885,600.00 3

27.67%

332,1



9

:

5

	375,835,619.44	9,301,920.39	366,533,699.05	214,516,619.44	9,301,920.39	205,214,699.05
	375,835,619.44	9,301,920.39	366,533,699.05	214,516,619.44	9,301,920.39	205,214,699.05

3





5

6

	556,687,130.82	389,197,948.74	562,734,232.49	405,722,294.10
	18,423,584.76	17,945,473.38	22,730,099.36	21,751,783.43
	575,110,715.58	407,143,422.12	585,464,331.85	427,474,077.53

7

	26,684,332.16	
	222,377.51	327,486.63
	89,050.00	
	26,995,759.67	327,486.63

8

3

	-97,562.31	
	17,936,494.31	

